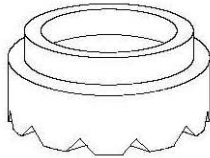


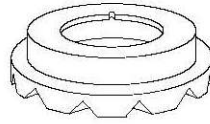


STANDARD FERRULES

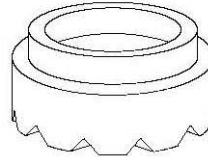
SUPPLIED WITH TRU-WELD STUDS



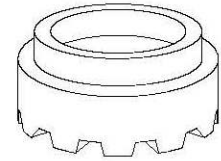
F₁
(Standard Duty)



C
(Collar Stud)



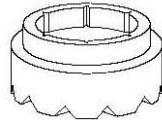
FHD
(Heavy Duty)



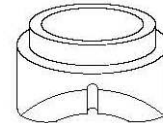
TD
(Thru Deck)



P
(Pitch Diameter Stud)



R
(Reduced Base)



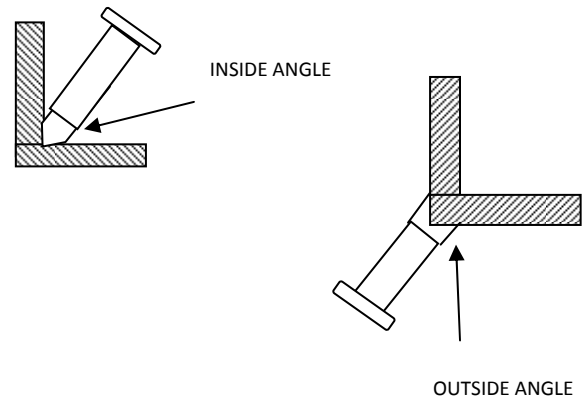
A₂
(Angle Ferrule)

THE TRU-WELD FERRULE (ARC SHIELD) IS SPECIALLY DESIGNED TO WITHSTAND HEAT SHOCK AS WELL AS REASONABLY HIGH TEMPERATURES WITHOUT MELTING OR BREAKING. THE TRU-WELD FERRULE COMPLIMENTS THE UNIFORM FLUX LOAD TO AFFECT A TOP QUALITY WELD.

SPECIAL FERRULES ARE ALSO AVAILABLE UPON REQUEST.

1) THE "F" FERRULE IS ALSO AVAILABLE IN THE LOW PROFILE VERSIONS.

2) THE "A" FERRULE PICTURED ABOVE IS THE COMBINATION INSIDE-OUTSIDE ANGLE FERRULE. THE INSIDE-ONLY AND OUTSIDE-ONLY FERRULES ARE ALSO STANDARD STOCK ITEMS.





TRU-WELD Stud Welding

STANDARD FERRULES

TYPE	NOMINAL SIZE	TRU-WELD PART NUMBER	D	H	G	E			
F	3/16	FER03-F	.390	.390 or .250	.281	.156			
	1/4	FER04-F	.455	.390 or .250	.380	.156			
	5/16	FER05-F	.578	.390	.445	.156			
	3/8	FER06-F	.640	.390	.505	.156			
	7/16	FER07-F	.703	.422	.585	.188			
	1/2	FER08-F	.795	.438	.650	.188			
	5/8	FER10-F	1.030	.516	.785	.188			
	3/4	FER12-F	1.218	.656	1.030	.188			
	7/8	FER14-F	1.406	.732	1.210	.188			
FHD	1/4	FER04-FHD	.645	.390	.515	.150			
	3/8	FER06-FHD	.800	.400	.645	.150			
	1/2	FER08-FHD	.875	.455	.785	.185			
	5/8	FER10-FHD	1.230	.520	1.035	.185			
C	1/4	FER04-C	.875	.250	.785	.125			
	5/16	FER05-C	.875	.250	.785	.125			
	3/8	FER06-C	.875	.250	.785	.125			
	1/2	FER08-C	1.203	.281	1.045	.156			
P	1/4	FER04-P	.455	.250	.380	.125			
	5/16	FER05-P	.535	.250	.445	.125			
	3/8	FER06-P	.595	.265	.505	.125			
	7/16	FER07-P	.675	.329	.585	.156			
	1/2	FER08-P	.740	.362	.650	.156			
	5/8	FER10-P	.905	.433	.785	.156			
	3/4	FER12-P	1.150	.526	1.030	.187			
	7/8	FER14-P	1.330	.593	1.203	.187			
R	3/8	FER06-R	.595	.250	.505	.125			
	7/16	FER07-R	.675	.250	.585	.125			
	1/2	FER08-R	.740	.281	.650	.156			
	5/8	FER10-R	.875	.281	.785	.156			
	3/4	FER12-R	1.030	.375	.921	.187			
	TD	1/2	FER08-TD	.800	.450	.645		.185	
		5/8	FER10-TD	1.015	.525	.775		.185	
3/4		FER12-TD	1.335	.600	1.210	.185			
7/8		FER14-TD	1.528	.666	1.406	.200			
A	1/4	FER04-A	.455	.500	.380	.156			
	3/8	FER06-A	.640	.480	.505	.156			
	1/2	FER08-A	.795	.688	.650	.188			
	5/8	FER10-A	1.030	.875	.785	.188			
	3/4	FER12-A	1.218	.875	1.030	.188			